



MILLS & MANUFACTURERS

# MEMBER JOURNEY

The U.S. Cotton Trust Protocol is a voluntary sustainability program for U.S. cotton growers and the traceability platform for all U.S. Cotton. In a time where sustainability and raw material sourcing are crucial for brands and retailers, mills and manufacturers are vital in ensuring transparency in the supply chain through the Protocol Consumption Management Solution (PCMS).

One unique feature of the Protocol Consumption Management Solution (PCMS) is to provide brand and retailer members with complete visibility of the identity and locations of each company involved in the process across the complete supply chain.

As a member, mill and manufacturers can then work with brand and retailer members in active sourcing of two distinct fibers:



U.S. Cotton tracked to the country level



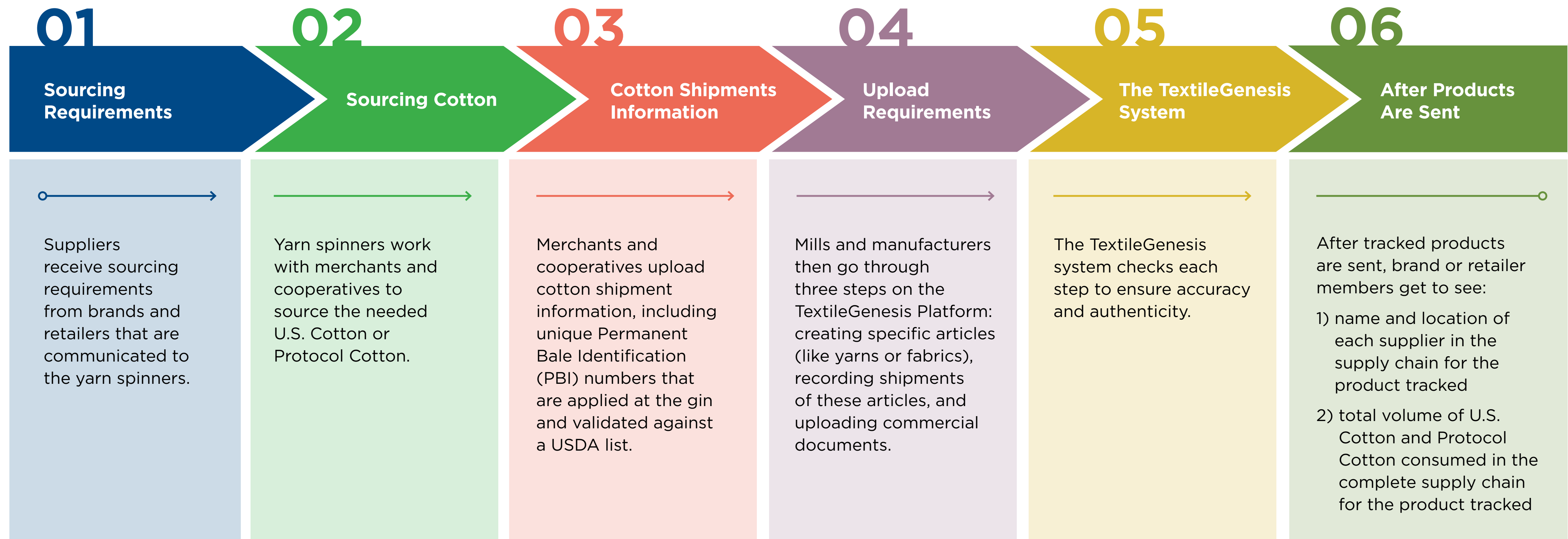
Protocol Cotton tracked to a group of farms (participating Protocol growers)



## MEMBERSHIP PROCESS

## Here's how the process works

Mill and manufacturers who are interested in program participation should first apply for membership and accept the Code of Conduct. Membership will then be activated upon payment. Becoming a member will also enable registration on the TextileGenesis platform and allow your company to be identified as part of a fully transparent supply chain.






Joining the Trust Protocol and Protocol Platform

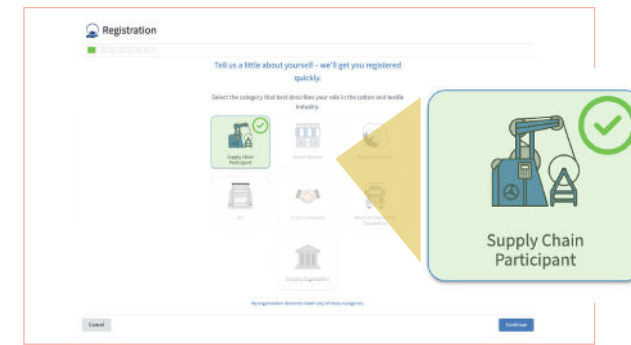
# Screen by Screen Guide

## STEP 01



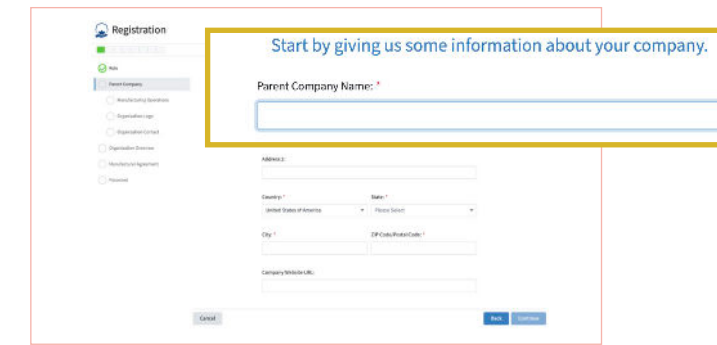
Visit [www.trustuscotton.org](http://www.trustuscotton.org) and click 'Join Now'.

## STEP 02



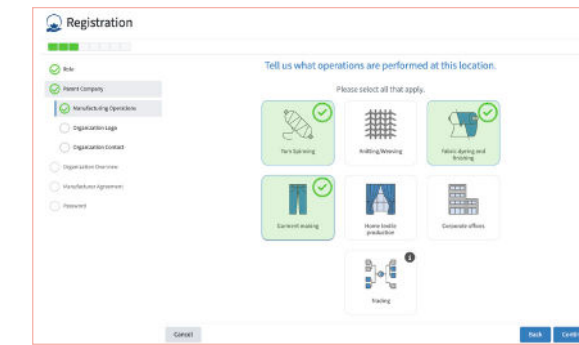
Select 'Supply Chain Participant'.

## STEP 03



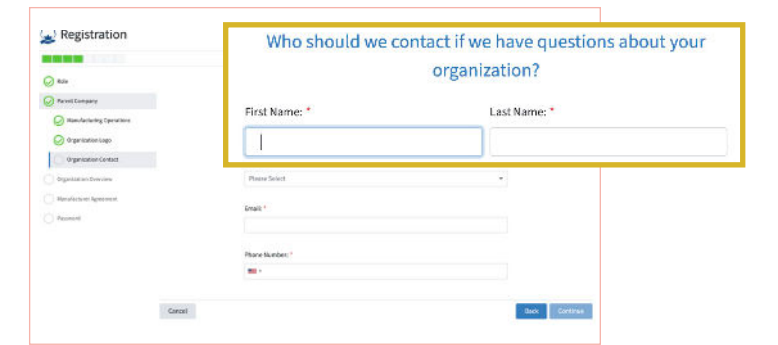
Provide information about your company.

## STEP 04



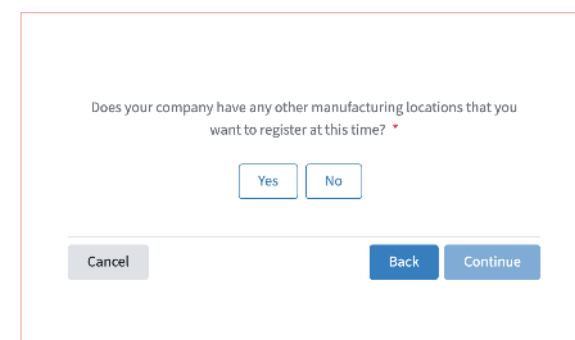
Tell us what operations are performed at this location.

## STEP 05



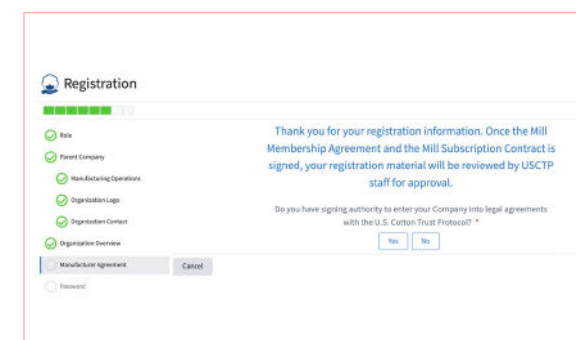
Provide details about our contact at your company.

## STEP 06



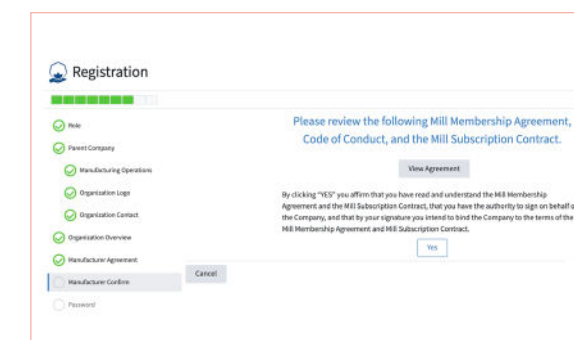
Register mill or manufacturer subsidiaries.

## STEP 07



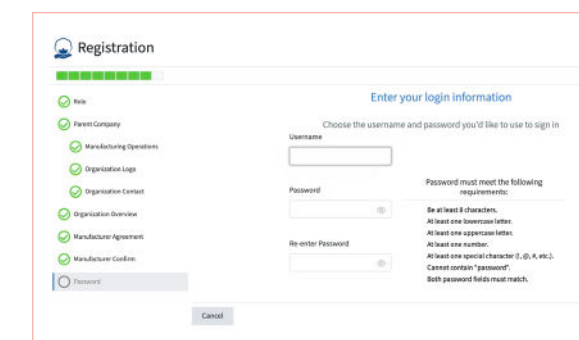
Confirm you have signing authority to enter legal agreements.

## STEP 08



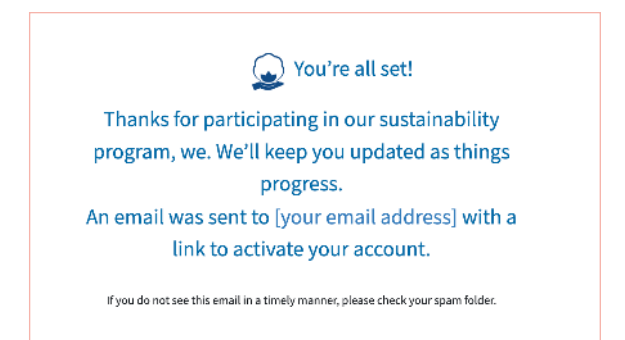
Sign legal agreements.

## STEP 09

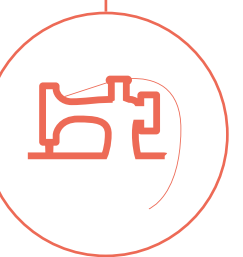


Enter password and login details.

## STEP 10



Process completed.

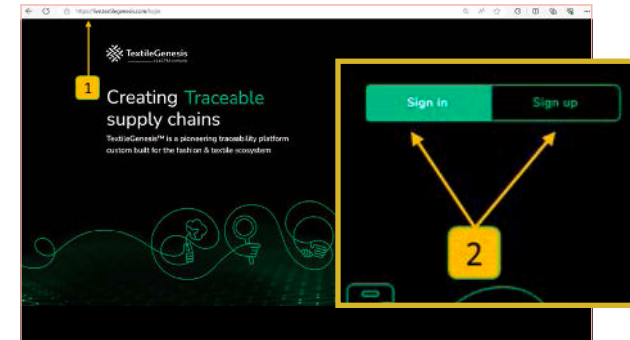


Registering with



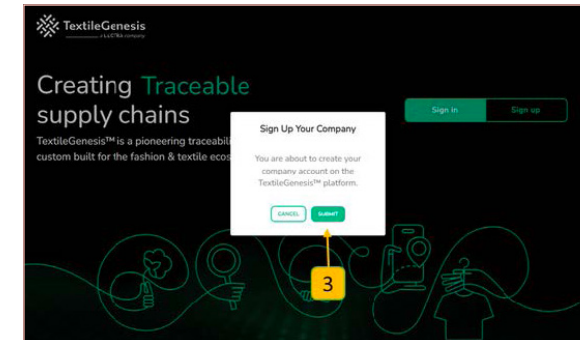
# Screen by Screen Guide

## STEPS 01-02



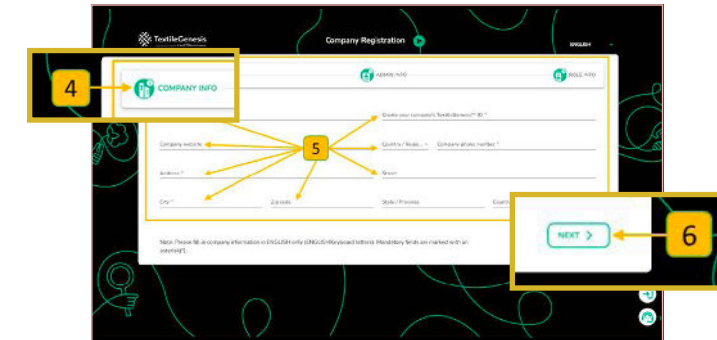
Visit [live.textilegenesis.com](https://live.textilegenesis.com) and click **'Sign In'** for existing user or **'Sign Up'** for a new user.

## STEP 03



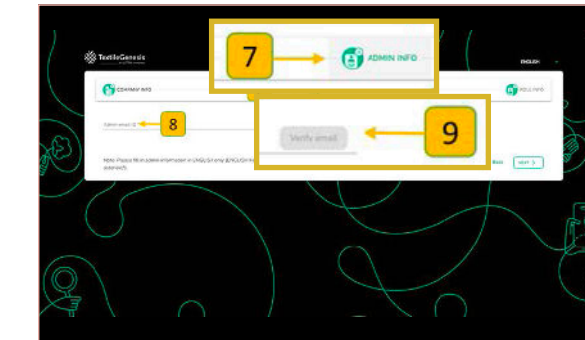
If you choose **'Sign Up'**, click **'Submit'** in the pop-up window (*If you are already a user skip Step 2*).

## STEPS 04-06



Select the **'Company Info'** tab and provide information about your company. Click **'Next'**.

## STEPS 07-09



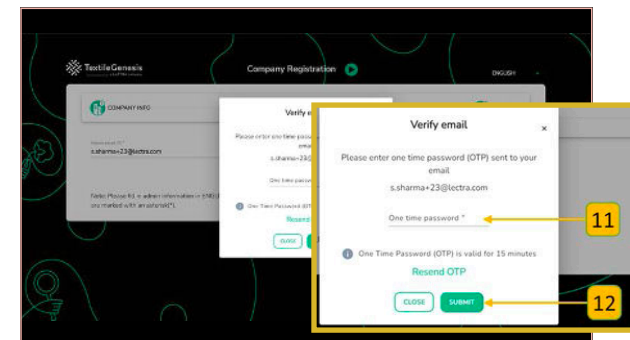
Select the **'Admin Info'** tab and provide information on who is creating the account, including an email. Click **'Verify Email'**.

## STEP 10



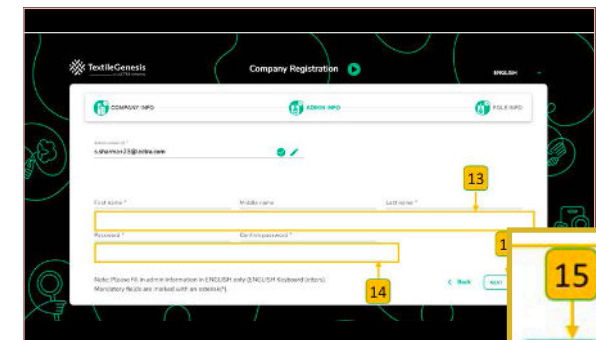
You will receive an **email with a one time password**. Copy and paste into the pop up form.

## STEPS 11-12



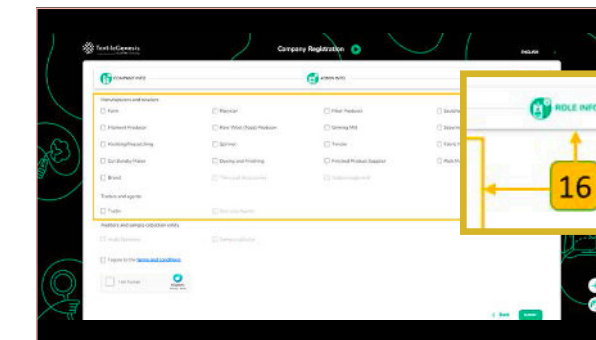
Verify your **email**.

## STEPS 13-15



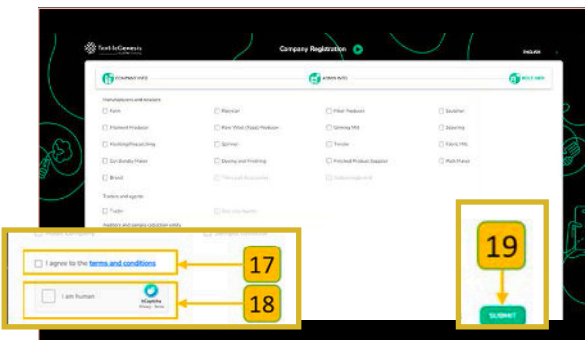
Fill out your **credentials** and create a **password** for future use. Click **'Next'**.

## STEP 16



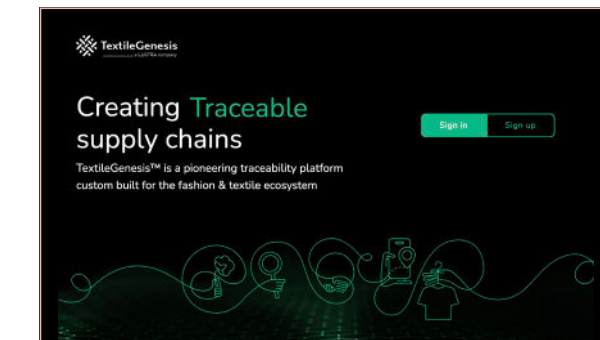
**Select the roles relevant to your company** from Manufacturers and Retailers, Traders and Agents, Auditors and Sample Collection Entity.

## STEPS 17-19

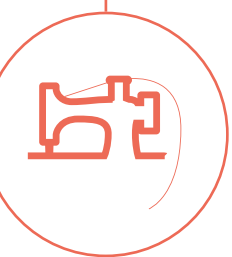


Agree to the **'Terms and Conditions'**. Verify you are not a robot and click **'Submit'**.

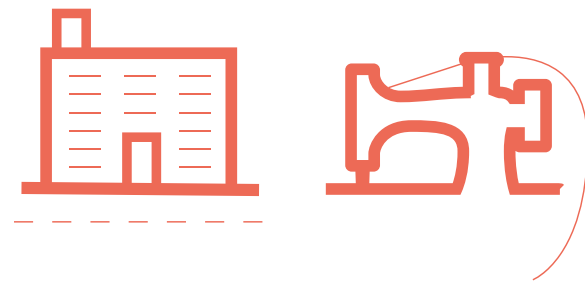
## STEPS 20-21



A TextileGenesis admin will receive a notification and **activate** your company account. Following this, you'll need to **add your manufacturing sites** and their **Trust Protocol certificate information**.




# Next Steps



## For Garment Makers/Fabric Mills

- **Identify** the raw materials needed from vendors to meet Trust Protocol program requirements.
- **Inform** your vendors about joining the Trust Protocol and creating TextileGenesis accounts.
- **Mark** future fabric/yarn shipments for recording in TextileGenesis and communicate this to vendors.



## For Yarn Spinners

- **Ask** your U.S. Cotton merchants to upload shipment details to TextileGenesis.
- **Specify** if U.S. Cotton or Protocol Cotton is needed to meet your customer requirements.
- Your existing U.S. Cotton **inventory** can be made eligible under certain conditions – contact your local Trust Protocol representative for the details.



## All

- **Attend** a TextileGenesis training session to learn how to create articles, record shipments, and upload documents.
- **Contact** your Trust Protocol or TextileGenesis project lead, or local Trust Protocol representative for more information. You can also submit questions at [info@trustuscotton.org](mailto:info@trustuscotton.org).

