



REGISTRATION PROCESS: MILLS AND MANUFACTURERS

The U.S. Cotton Trust Protocol is the world's first sustainable cotton fiber program to offer its members article-level supply chain transparency through its proprietary Protocol Consumption Management Solution (PCMS). The proprietary solution utilizes the Protocol Platform and the TextileGenesis Platform to record and verify the movement of U.S. Cotton and Protocol Cotton throughout the entire supply chain.

Uploaded documents by mill and manufacturer members enable the PCMS to create a transparency map that shows the authenticated U.S. origin of the cotton fiber along with the names and locations of Trust Protocol members involved in all parts of the production process that ends with the shipment of the finished products to our brand and retailer members. This creates an unprecedented level of supply chain visibility down to the individual articles shipped between members along the way.

Companies looking to utilize the PCMS to track their consumption of U.S. Cotton and Protocol Cotton must:

1. Hold a valid Trust Protocol membership certificate and ID#
2. Record transactions in the PCMS that reflect what has been consumed physically in the manufacturing process
3. Agree to upload commercial invoices and shipping documents as required in the PCMS for each transaction with other Trust Protocol members



FREQUENTLY ASKED QUESTIONS

What are the steps to get started and after membership completion?

Almost all suppliers get started in the program after receiving an invitation from a Trust Protocol brand or retail member that is seeking to scale their participation into value chains. However, even without an invitation your company can still enroll in the program.

How do I enroll in the Trust Protocol?

To enroll in the program, first visit www.trustuscotton.org and click the Join Now button.

What information is needed to enroll in the Trust Protocol?

In order to complete enrollment in the Trust Protocol, please have available the following information:

- Parent Company (including name, address and contact person)
- Manufacturing sites (including name, address(es) and contact person)
- Manufacturing processes performed at each site
- Name and contact information of person with legal signing authority on behalf of the parent company

How long does it take to enroll?

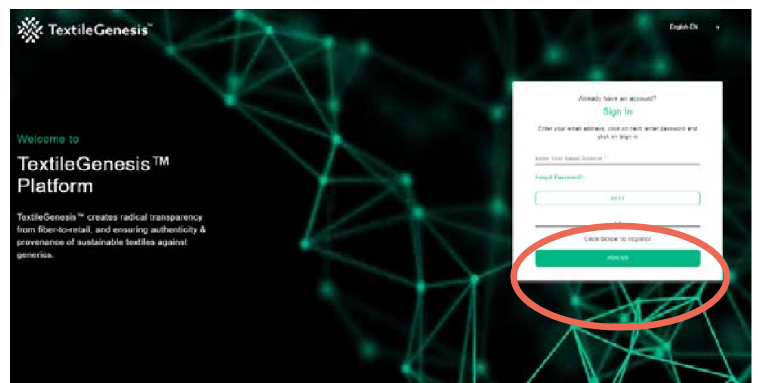
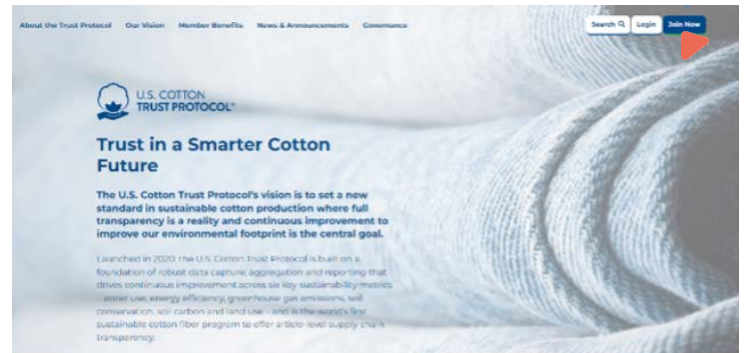
The process takes approximately 15 minutes to complete.

What happens after I complete the application?

After completing the application a Program Manager reviews and after some validation steps a confirmation email will be sent with your approval, a program membership certificate and a unique member ID#.

The email will also contain a link to complete your overall application on the TextileGenesis system where you will:

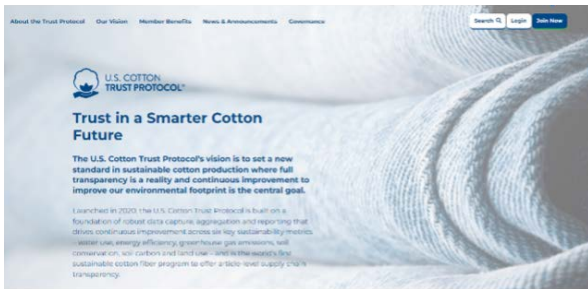
- Register your parent company and enter the operations performed (defined as ROLES in system)
- Receive an email from TextileGenesis with approval and asking for a password to access the account
- Log into account and add manufacturing sites under the appropriate role (Yarn spinning, Fabric Making, Garment Making, etc.)
- Add the unique member ID# for each manufacturing site



A SCREEN BY SCREEN GUIDE TO JOINING THE PROTOCOL PLATFORM


Step 1:

Visit www.trustuscotton.org and click Join Now



Step 2:

Select 'Supply Chain Participant'



Step 3:

Provide information about your company

Start by giving us some information about your company.

Parent Company Name:

Address:

Address 2:

Country: State:

City: ZIP Code/Postal Code:

Company Website URL:

Step 4:

Tell us what operations are performed at this location

Tell us what operations are performed at this location.

Please select all that apply.

Yarn Spinning

Knitting/Weaving

Fabric dyeing and finishing

Garment making

Home textile production

Corporate offices

Trading

Step 5:

Provide details about our contact at your company

Who should we contact if we have questions about your organization?

First Name: Last Name:

First name is required.

Title:

Email:

Phone Number:

Step 6:

Register mill or manufacturer subsidiaries

Does your company have any other manufacturing locations that you want to register at this time? *

Step 7:

Confirm you have signing authority to enter legal agreements

Thank you for your registration information. Once the Mill Membership Agreement and the Mill Subscription Contract is signed, your registration material will be reviewed by USCTP staff for approval.

Do you have signing authority to enter your Company into legal agreements with the U.S. Cotton Trust Protocol? *

Step 8:

Sign legal agreements

Please review the following Mill Membership Agreement, Code of Conduct, and the Mill Subscription Contract.

By clicking "YES" you affirm that you have read and understand the Mill Membership Agreement and the Mill Subscription Contract, that you have the authority to sign on behalf of the Company, and that by your signature you intend to bind the Company to the terms of the Mill Membership Agreement and Mill Subscription Contract.

Step 9:

Enter password and login details

Enter your login information

Choose the username and password you'd like to use to sign in

Username:

Password:


Re-enter Password:

Password must meet the following requirements:

- Be at least 8 characters.
- At least one lowercase letter.
- At least one uppercase letter.
- At least one number.
- At least one special character (!, @, #, etc.).
- Cannot contain "password".
- Both password fields must match.

Step 10:

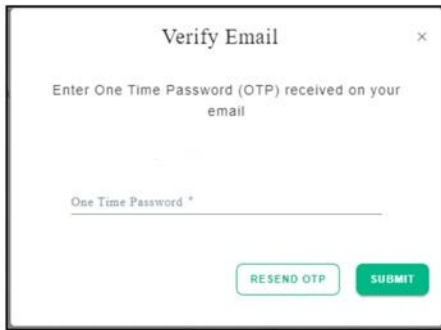
Completed

 **You're all set!**

Thanks for participating in our sustainability program. We'll keep you updated as things progress. An email was sent to [your email address] with a link to activate your account.

Step 5:

Enter one-time password



Verify Email

Enter One Time Password (OTP) received on your email

One Time Password *

RESEND OTP SUBMIT

Step 6:

Identify what operations are performed by your company



Company Registration

COMPANY INFO

MANUFACTURING AND FINISHING

TRADE AND AGENTS

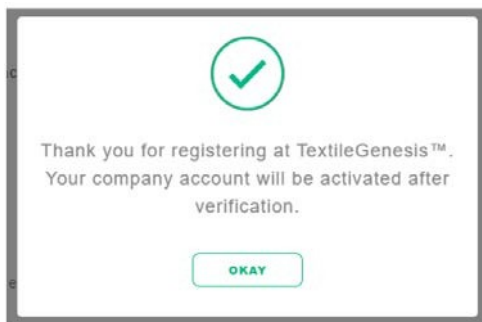
AUTHORS AND SAMPLE COLLECTION ENTRY

AGREE TO THE TERMS AND CONDITIONS

TRADE SHOW

Step 7:

Wait for verification email and approval

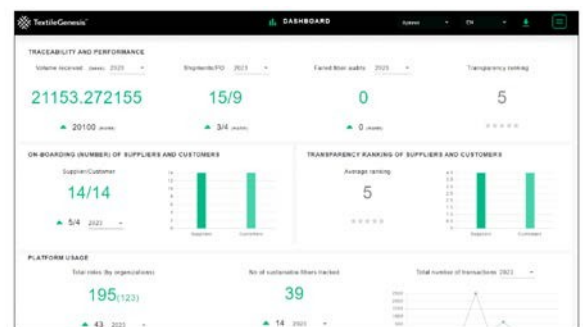


Thank you for registering at TextileGenesis™. Your company account will be activated after verification.

OKAY

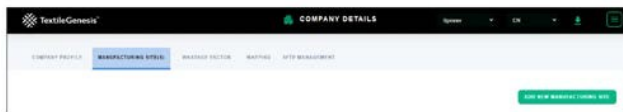
Step 8:

Access your account



Step 9:

Add manufacturing sites under Company Profile page




TextileGenesis™ COMPANY DETAILS

COMPANY PROFILE MANUFACTURING SITES MANAGER FACTORY MANAGER SITE MANAGEMENT

ADD NEW MANUFACTURING SITES

Step 10:

Enter site details



Add New Manufacturing Site

Site Name * Address Line 1 * Street

City * Business Name Zip Code

Country Region * Site Ownership * Site Specialization *

Open Supply (OS) ID BSGG ID EDHIC ID

Upload Site Image(s) * [Choose File] No file chosen

ADD NEW CERTIFICATE

CANCEL SUBMIT

Step 11:

Enter Trust Protocol ID#s and information for each site



Add New Certificate

Certificate Name * Site USCTP ID *

Certificate Body Certificate Issue Date *

Certificate Expiry Date * Company USCTP ID *

CANCEL SUBMIT



Learn more and become a member at
TrustUSCotton.org



U.S. COTTON
TRUST PROTOCOL
Trust in a smarter cotton future